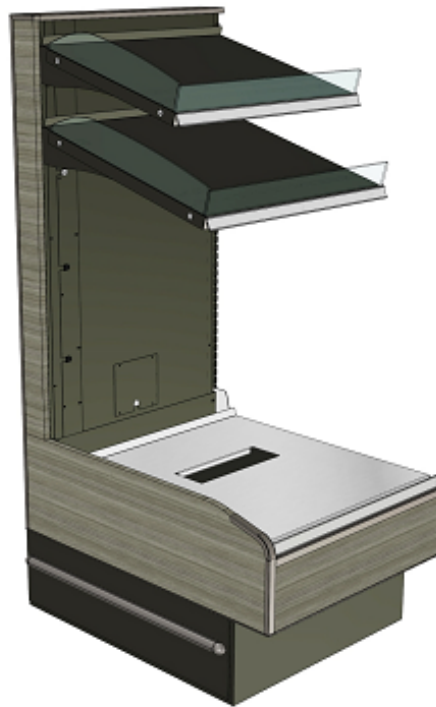


Bread - Appliance Shelving Case With 2 Shelves

Models

SHS2665A-A.7819B



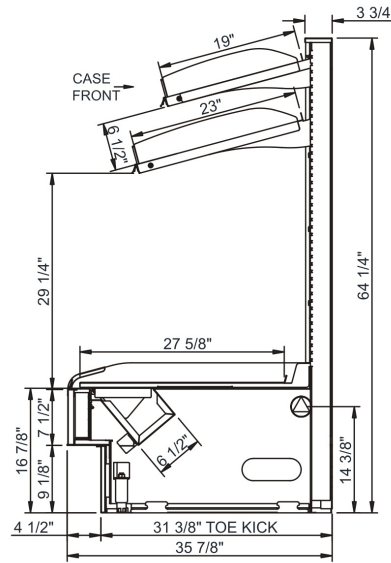
Features	Standard	Options
EXTERIOR COLOR	<input type="checkbox"/> Laminated (Huntington Maple)	<input type="checkbox"/> Laminated (Portico Teak)
INTERIOR COLOR	<input type="checkbox"/> Caramel Sagawood	<input type="checkbox"/> Painted (Bronze Pearlescent)
TRIM COLOR	<input type="checkbox"/> Silver	
BASE	<input type="checkbox"/> Straight base	
BASE SUPPORT	<input type="checkbox"/> Levelers	
BUMPER	<input type="checkbox"/> Rail bumper on upper front panel	<input type="checkbox"/> 1" bumper on ends
DECK	<input type="checkbox"/> Convertible from flat to angled w/ metal appliance shelf accessory	
END PANELS	<input type="checkbox"/> None (specify per line-up)	<input type="checkbox"/> Cutaway end panel
HEADER	<input type="checkbox"/> Flat	
UPPER REAR	<input type="checkbox"/> Solid upper back panel	
SHELF PRODUCT RETAINER	<input type="checkbox"/> Side product retainers	
SHELVING	<input type="checkbox"/> Metal shelves (2), lighted (LED)	
LIGHTS	<input type="checkbox"/> LED shelf lights	

Applications

- Upright self-service non-refrigerated merchandiser cabinet for holding appliances.

Bread Appliance Shelving Case With 2 Shelves

Model	L x D x H (Lengths do not include 7/8" end panels)
SHS2665A-A.7819B	26"L x 35-7/8"D x 64-1/4"H



IMPORTANT NOTES:

- Units are supplied with levelers which must be adjusted during installation to ensure the unit is level and plumb.

WARNING

This product can expose you to chemicals including Urethane (Ethyl Carbamate), which are known to the State of California to cause cancer and birth defects or other reproductive harm. For more information go to www.P65Warnings.ca.gov.

INTENDED ENVIRONMENT

Designed to operate in ambient conditions of 75°F with 55% relative humidity.

WARMEST AVG PRODUCT TEMP

Zone	Temp (°F)
1	Ambient

INTENDED USE OF DISPLAY AREAS

Zone	Intended Use
1	Packaged non-refrigerated products

For more information on any of our products or services please visit us on the web at:

www.structuralconcepts.com

INFORMATION IS SUBJECT TO CHANGE WITHOUT NOTICE. Visit www.structuralconcepts.com for the most current specs.

Bread - Appliance Shelving Case With 2 Shelves

DIMENSIONS / SHIPPING				
Model	L"	L1"	L2"	Est Wt (lbs)
SHS2665A-A.7819B	26.000	27.750	0.000	N/A

ELECTRICAL															
Model	System Circuit Volts			Ph	Frq	Rated Load Amps	Min Cir Amps	Max OCP Amps	Watts	Wires	NEMA Plug	Amps Lights	Amps Fans	Amps Anti-Sweats	Amps Misc/Refrig/Heat
SHS2665A-A.7819B	Ambient/Lights	Circuit #1	110-120	1	60	0.70	15	15	12	2+G	Leads Multiple	0.70	N/A	N/A	N/A

REFRIGERATION														
Model	Zone	Section	System	Envt	REMOTE REFRIGERATION					GLYCOL / R744 REFRIGERATION				
					SST (°F)	Conv. Rack BTUH	Para. Rack BTUH	Defrost Interval (Hrs)	Defrost Duration (Mins)	Total GPM	Pressure Drop (psi)	Concent (%)	Liquid Temp (°F)	
SHS2665A-A.7819B	All	Ambient	Ambient/Lights-N/A	Type I	N/A	N/A	N/A	N/A	N/A	N/A	N/A	N/A	N/A	N/A

INTENDED ENVIRONMENT
Type I - Designed to operate in ambient conditions of 75°F with 55% relative humidity unless noted otherwise under Envt above.

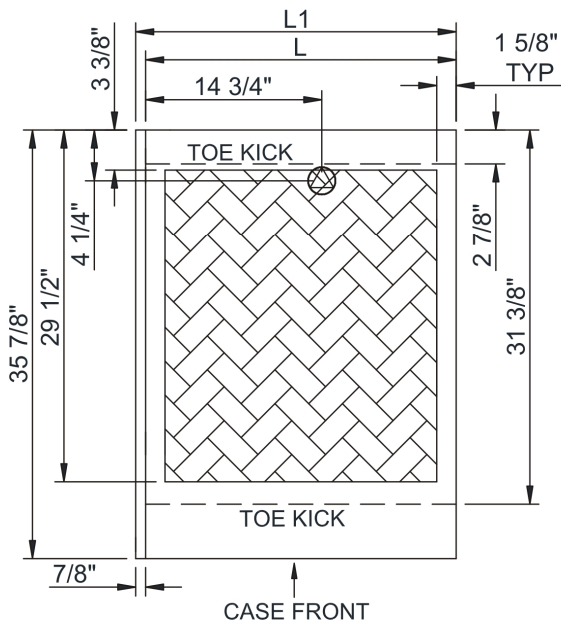
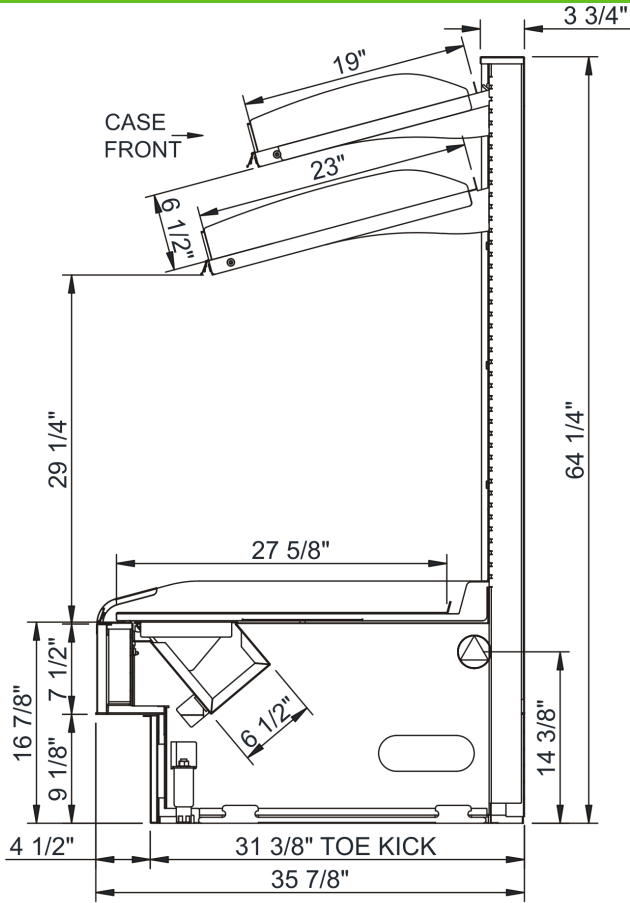
IMPORTANT NOTES
1) Units are supplied with levelers which must be adjusted during installation to ensure the unit is level and plumb.

WARMEST AVERAGE PRODUCT TEMP & INTENDED USE OF ZONES		
Zone	Temp (°F)	Intended Use
1	Ambient	Packaged non-refrigerated products



REGULATORY	
All Models	ETL Listed to UL 65 ETL Sanitation to NSF 2



Bread - Appliance Shelving Case With 2 Shelves



NOTE: ALL DIMENSIONS APPROXIMATE

-  ELECTRICAL JUNCTION BOX (SUPPLIED WITH 6" LEADS OR POWER CORD).
-  LOCATION OF DRAIN TUBE FOR REMOTE REF. ONLY (SUPPLIED WITH 3/4" OR 1 1/2" PVC TUBE).

-  REFRIGERATION LINE CONNECTION.
-  REMOTE FLOOR SINK & UTILITIES ACCESS AREA.

-  SELF-CONTAINED CASE SERVICE ACCESS AREA.
-  DRY CASE SERVICE ACCESS AREA.