

## Floral - FLP Straight Outside RH Wedge Open Low Profile Case - Remote DX w/ Dixell Controller

DIMENSIONS / SHIPPING				
Model	L"	L1"	L2"	Est Wt (lbs)
FLP4OWR.5589.6527	N/A	111.750	30.375	N/A

ELECTRICAL															
Model	System Circuit Volts			Ph	Frq	Rated Load Amps	Min Cir Amps	Max OCP Amps	Watts	Wires	NEMA Plug	Amps Lights	Amps Fans	Amps Anti-Sweats	Amps Misc/Refrig/Heat
FLP4OWR.5589.6527	Remote(DX)-Type I Env	Circuit #1	110-120	1	60	1.80	15	15	168	2+G	Leads Multiple		1.40	0.40	N/A

REFRIGERATION													
Model	Zone	Section	System	Envt	REMOTE REFRIGERATION					GLYCOL / R744 REFRIGERATION			
					SST (°F)	Conv. Rack BTUH	Para. Rack BTUH	Defrost Interval (Hrs)	Defrost Duration	Total GPM	Pressure Drop (psi)	Concent (%)	Liquid Temp (°F)
FLP4OWR.5589.6527	All	Front	Remote-DX-Type I Env	Type I	26	8,467	7,840	4.00	30.00	N/A	N/A	N/A	N/A

INTENDED ENVIRONMENT		
WARMEST AVERAGE PRODUCT TEMP & INTENDED USE OF ZONES		
Zone	Temp (°F)	Intended Use
1	38	Floral products

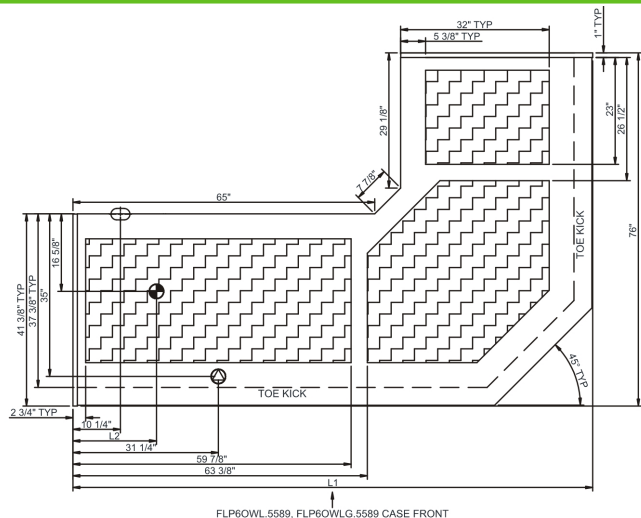
IMPORTANT NOTES
1) Units must be leveled during installation to ensure the unit is level and plumb.

REGULATORY	
All Models	Accordance with AHRI Std 1200 ETL Listed to UL 471 ETL Listed to CAN/CSA 22.2 No. 120

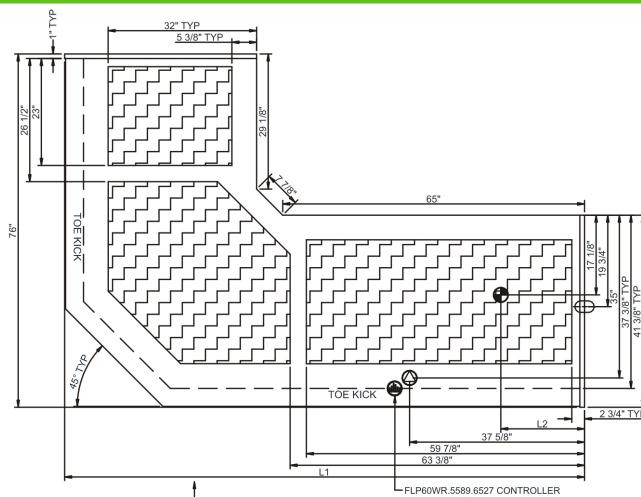


In Accordance with  
**AHRI Std 1200**

## Floral - FLP Straight Outside RH Wedge Open Low Profile Case - Remote DX w/ Dixell Controller

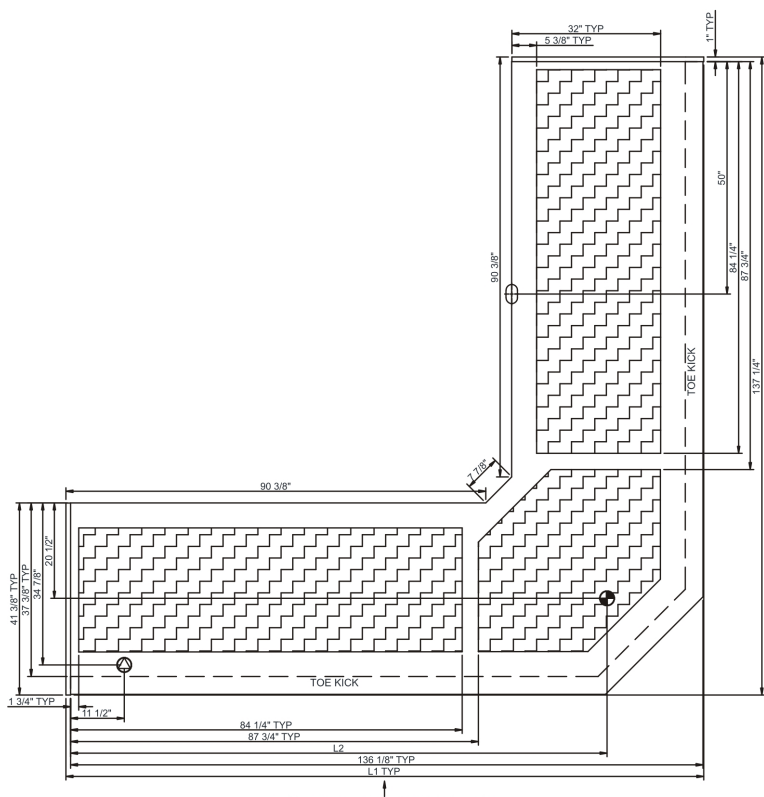


FLP60WL.5589, FLP60WLG.5589 CASE FRONT

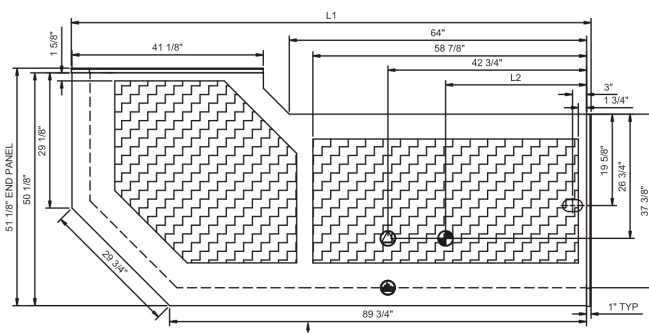


FLP60WR.5589, FLP60WR.5589.6527 CASE FRONT

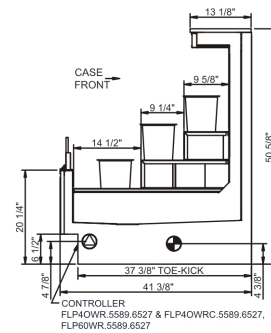
FLP60WR.5589.6527 CONTROLLER



FLP80WL.5589, FLP80WLG.5589 CASE FRONT





FLP40WR.5589.6527 & FLP40WRC.5589.6527 CASE FRONT



CONTROLLER  
FLP40WR.5589.6527 & FLP40WRC.5589.6527,  
FLP60WR.5589.6527

NOTE: ALL DIMENSIONS APPROXIMATE

-  ELECTRICAL JUNCTION BOX (SUPPLIED WITH 6" LEADS OR POWER CORD).
-  LOCATION OF DRAIN TUBE FOR REMOTE REF. ONLY (SUPPLIED WITH 3/4" OR 1 1/2" PVC TUBE).

-  REFRIGERATION LINE CONNECTION.
-  REMOTE FLOOR SINK & UTILITIES ACCESS AREA.

-  SELF-CONTAINED CASE SERVICE ACCESS AREA.
-  DRY CASE SERVICE ACCESS AREA.